



Reporting Period: 10/01/2016 to 09/30/2019

APR Table of Contents

The table below contains a listing of all form sections in your report. Click the link in the "Action" column to access each section. The "Last Updated" column displays the most recent date that information was saved.

Click here to return to the [last section](#) in which you saved information. Please review this section carefully to be sure you have completed all questions and (if applicable) reviewed all previously entered records.

Form Progress



25% complete

Reporting Form Help

- [APR Instructions & Tips](#)
- [What's New](#)
- [Frequently Asked Questions](#)
- [Form Definitions](#)
- [APR Instruction Manual \(PDF\)](#)
- [Form SF 425 and Instructions](#)
- [Project Officer Comments](#)

User Options

- [Change Password](#)
- [Print Your APR](#)

[Submit Completed APR](#)

Section	Action	Last Updated	Completed
I. Background Information			
Award Information	Edit	08/13/2019	✓
Award Abstract	Edit	08/13/2019	✓
II. Financial Information			
Current Budget Expenditures	Edit	08/13/2019	✓
Entire Budget Expenditures (Final Report Only)	Edit	08/13/2019	✓
III. Demographic and Human Resources Information			
Demographic/Diversity Information (Switzer Fellow Only)	Edit		✗
Partnerships and Collaborations	Edit	08/29/2019	✗
Consumer Involvement	Edit		✗
IV. Outcome Goals of the Award			
Outcome Goals of the Award	Edit		✗
V. Projects and Activities			
Projects and Activities	Edit		✗
VI. Performance: Outputs			
Instructions	View	N/A	-
Type 1 Outputs - Publications	Edit		✗
Type 1 Outputs - Most Important Publications	Edit		✗

Section	Action	Last Updated	Completed
Type 2 Outputs - Most Important Tools	Edit	08/26/2019	✗
<i>Summary Table - Type 2 Outputs</i>	View	N/A	N/A
Type 3 Outputs - Most Important Technology Products and Devices	Edit		✗
<i>Summary Table - Type 3 Outputs</i>	View	N/A	N/A
Type 4 Outputs - Most Important Informational Products	Edit	08/30/2019	✗
<i>Summary Table - Type 4 Outputs</i>	View	N/A	N/A
Type 5 Outputs - All Datasets (Final Report Only)	Edit	09/03/2019	✓

VII. Performance: Outcomes (Accomplishments)

You must complete the "Performance: Outputs" section before beginning this section.

External Use and Adoption of NIDILRR-Funded Outputs	Edit		✗
Other Accomplishments and Contributions	Edit		✗
Overall Status of Outcome-Oriented Goals	Edit		✗

VIII. Award Summary

Award Summary (Final Report Only)	Edit		✗
-----------------------------------	----------------------	--	---

IX. Future Implications

Future Implications (Final Report Only)	Edit		✗
---	----------------------	--	---

National Institute on Disability, Independent Living,
and Rehabilitation Research

Annual Performance Report

RFP APR < Main Menu

Logged in as: **SampleRFP** | [Logout](#)

Award Information

Reporting Period: 10/01/2014 to 09/30/2017

1. Grant #	HELP: Grant # has been preloaded. You cannot edit this information.	SampleRFP
2. Grant Title		
3. CFDA #	HELP: CFDA number has been preloaded. You cannot edit this information. CFDA numbers are used by the General Services Administration in compiling their guide to federal programs (see the searchable version at http://www.cfda.gov).	93.433

Reporting Period

4. Start Date	HELP: Start date has been preloaded. You cannot edit this information.	10/01/2014
5. End Date	HELP: End date has been preloaded. You cannot edit this information.	09/30/2017

Overall Grant Period

6. Start Date	HELP: Start date has been preloaded. You cannot edit this information.	
7. Original End Date	HELP: End date has been preloaded. You cannot edit this information.	
8. No-cost Extension Date	HELP: If you received a no-cost extension, this date has been preloaded. You cannot edit this information.	

Principal Investigator

9. Last name	
10. First name	
11. Title	
12. Organizational Affiliation	
13. Phone	HELP: Examples of valid phone numbers include: (555) 555-5555 555-555-5555 555 555 5555 555.555.5555 5555555555 Extensions may be entered as "x555" or "ext555."
14. E-mail	

Annual Performance Report

RFP APR < [Main Menu](#)

Logged in as: **SampleRFP** | [Logout](#)

Award Abstract

Reporting Period: 10/01/2014 to 09/30/2017

The abstract you provided in your original application has been preloaded below. Please review the existing abstract and answer the following questions.

1. Abstract
(Limit: 5,000 characters)

2. Have substantial changes been made to the scope of work or nature of the activities being conducted under this award during the current reporting period?

- a. yes
- b. no

3. If 'yes,' were these changes discussed with and approved by your project officer?

- a. yes
- b. no

4. If 'yes,' please upload your revised abstract and use it to replace the one in the above box.

5. Have you submitted the revised abstract to the National Rehabilitation Information Center at <http://www.NARIC.com>?

- a. yes
- b. no

Annual Performance Report

Current Budget Expenditures

Reporting Period: 10/01/2014 to 09/30/2017

Please complete the following section for the **current budget period**. Enter all amounts rounded to the nearest dollar.

Budget expenditures are obligations (costs billed) incurred in the budget period.

Note: **Budget period** is not synonymous with **reporting period**. Budget period is defined as 365 days from the start date of your grant. For multiyear awards, consecutive budget periods proceed immediately from the end of the previous budget period and are 365 days in duration. The inclusive dates of the first budget period can be found in Block 7 of the Grant Award Notification/Notice of Award (GAN/NOA).

Reporting period is variable. The first reporting period begins on the start date of your award until May 31st of the following year. Subsequent reporting periods begin June 1 (immediately following May 31) and end May 31. (This will also be found in Block 6 of the GAN/NOA.)

1. Estimated total amount of NIDILRR grant expenditures during the **current** budget period
HELP: This is the estimated amount of money drawn down and spent during the current budget period.

National Institute on Disability, Independent Living,
and Rehabilitation Research
Annual Performance Report

RFP APR < [Main Menu](#)

Logged in as: **SampleRFP** | [Logout](#)

Entire Budget Expenditures (Final Report Only)

Reporting Period: 10/01/2014 to 09/30/2017

1. Actual budget expenditures - Entire project period (performance period)
HELP: The '**entire project period (performance period)**' is the time period from the start date of the grant through the end of the grant, including any no cost extensions.

a. Federal grant funds	
b. Non-federal funds	
c. Total (system generated)	<input type="text" value="0"/>

Annual Performance Report

Demographic/Diversity Information

Reporting Period: 10/01/2014 to 09/30/2017

NOTE: Submitting this demographic information is voluntary. There are no adverse consequences if you chose not to submit it. NIDILRR uses this information in aggregate reports to gauge whether our programs and other opportunities in disability and rehabilitation research are fairly reaching and benefiting everyone regardless of demographic diversity and to ensure that those in underrepresented groups have the same knowledge of, and access to, programs, meetings, vacancies, and other research and educational opportunities as everyone else. NIDILRR reports this information in aggregate only, thus preserving the privacy of individuals.

1. Is the Switzer Research Fellow of Hispanic or Latino ethnicity?

HELP: Categories for ethnicity are established by OMB. You are asked to indicate if the staff member is of Hispanic or Latino ethnicity. Hispanic or Latino is defined as 'A person of Cuban, Mexican, Puerto Rican, Cuban, South or Central American, or other Spanish culture or origin, regardless of race.' (Office of Management and Budget, Revisions to the standards for classification of federal data on race and ethnicity. Federal Register, October 30, 1997. Available at <http://www.whitehouse.gov/...html>.)

(1) yes

(2) no

2. Please indicate the racial designation of the Switzer Research Fellow.

(Select one or more)

HELP: Categories for race are established by OMB.

- **American Indian or Alaska Native.** A person having origins in any of the original peoples of North and South America (including Central America), and who maintains tribal affiliation or community attachment.
- **Asian.** A person having origins in any of the original peoples of the Far East, Southeast Asia, or the Indian subcontinent including, for example, Cambodia, China, India, Japan, Korea, Malaysia, Pakistan, the Philippine Islands, Thailand, and Vietnam.
- **Black or African American.** A person having origins in any of the black racial groups of Africa.
- **Native Hawaiian or Other Pacific Islander.** A person having origins in any of the original peoples of Hawaii, Guam, Samoa, or other Pacific Islands.
- **White.** A person having origins in any of the original peoples of Europe, the Middle East, or North Africa.

(Office of Management and Budget, Revisions to the standards for classification of federal data on race and ethnicity. Federal Register, October 30, 1997. Available at <http://www.whitehouse.gov/...html>.)

(1) American Indian or Alaska Native

(2) Asian

(3) Black or African American

(4) Native Hawaiian or Other Pacific Islander

(5) White

3. Does the Switzer Fellow have a declared disability?

HELP: **Disability** means a physical or mental impairment that substantially limits one or more major life activities.

An individual with a disability is a person who has a physical or mental impairment that substantially limits one or more of the individual's major life activities, has a record of this impairment and is regarded as having this impairment.

(1) yes

(2) no

Annual Performance Report

Partnerships and Collaborations

Reporting Period: 10/01/2014 to 09/30/2017

1. Does the award have any partnerships (organizations outside your own, including other academic institutions, nonprofit organizations, industrial or commercial partners, state or local governments and/or other collaborators [non-paid staff internal or external to your organization]) who have involvement in the work on this award? (NOTE: If you answer "yes" to this question, you will need to enter at least one record on the next screen.)

(NOTE: System will display next section only if 1 = "yes.")

a. yes

b. no

Annual Performance Report

Partnerships and Collaborations (b)

Reporting Period: 10/01/2014 to 09/30/2017

Please use this section to enter and edit information relating to partnerships with organizations outside your other academic institutions, nonprofit organizations, industrial or commercial partners, state or local governments, and/or any collaborators [non-paid staff internal or external to your organization] who have involvement in the work on this award.

You have currently entered 0 records.

Name of individual or organization	Role in this award	Add/Edit Record	Delete Record	Date Completed
		 Add new		

National Institute on Disability, Independent Living,
and Rehabilitation Research
Annual Performance Report

RFP APR < [Main Menu](#)

Logged in as: **SampleRFP** | [Logout](#)

Partnerships and Collaborations (b)

Reporting Period: 10/01/2014 to 09/30/2017

1. Name of individual or organization
(Limit: 500 characters)

2. Please describe their role in the activities of this award
(Limit: 1,000 characters)

National Institute on Disability, Independent Living,
and Rehabilitation Research

Annual Performance Report

RFP APR < [Main Menu](#)

Logged in as: **SampleRFP** | [Logout](#)

Consumer Involvement

Reporting Period: 10/01/2014 to 09/30/2017

1. Describe the ways in which you have involved persons with disabilities, family members and/or caregivers in decision-making concerning the planning, management, implementation, and evaluation of award activities and accomplishments.
(Limit: 5,000 characters)
HELP: Involvement of people with disabilities helps ensure that grant products and outcomes are relevant to the lives of people with disabilities. If people with disabilities were not involved, please enter 'N/A.'

Annual Performance Report

Outcome Goals of the Award


Reporting Period: 10/01/2014 to 09/30/2017

All grantees are required to identify a limited number of reasonably ambitious outcome-oriented goals that they intend to achieve by the end of the funding cycle. For (Switzer) Research Fellowships the minimum number of outcome goals is 1 and the maximum is 2. These goals or expected outcomes should be derived from your existing application. Each question in this section asks for a specific piece of information about the key goals or expected outcomes you listed in your application. Your Project Officer assumes the answers to these questions are based on goals in your application and will use your answers to track your progress toward achieving these goals over the course of the entire funding cycle. Include the 1-2 "most important" goals from your proposal that specify what you intend to accomplish and should be written in terms of any of the following: significant outputs; advances in knowledge; increased capacity for research, training or knowledge translation; and/or changes/improvements in policy, practice, or systems capacity.

Please provide a brief 2-3 sentence description of the 1-2 "most important" outcome-oriented goals you plan to achieve by the end of the funding cycle. For each goal, you must complete questions 1-5. You can access these questions by adding or editing a record.

NOTE: The fields in this section will be locked after you submit your first report. You will not be able to update and/or revise your goals in any subsequent reports.

You have currently entered 0 records.

Goal number	Short title	Add/Edit Record	Delete Record	Date Completed
		 Add new		

National Institute on Disability, Independent Living,
and Rehabilitation Research
Annual Performance Report

Outcome Goals of the Award

Reporting Period: 10/01/2014 to 09/30/2017

1. Provide a short title for this outcome-oriented goal. This title will appear later in other questions that refer to this goal. (Limit: 75 characters)

2. Provide a brief 2-3 sentence description of this outcome-oriented goal. It will be helpful to your Project Officer if you include the page number of your application that references your goal. (Limit: 1,000 characters)

3. Select the type of change or improvement you anticipate achievement of this goal will result in. (Select only one)

- a. Advances in knowledge—changes or improvements in awareness, knowledge, understanding, skills and/or attitudes
- b. Increased capacity to conduct and/or use high-quality research, or progression of trainees in academic stature
- c. Changes or improvements in policy, practice, behavior, or system capacity (e.g., access, practice guidelines, State or Federal regulations)

4. Select the 1-2 primary target population(s) that you anticipate will benefit most directly from the anticipated accomplishment, or that you must reach in order to achieve the goal. (Select 'other' only if no other category applies.)
HELP: NIDILRR aggregates information on target populations across all grantees. We limit the response to two populations because we want to develop frequency distributions on the primary populations our grantees serve.

- a. Researchers
- b. Practitioners/clinicians
- c. Service providers
- d. Educators
- e. Policy experts
- f. Federal & non-federal partners
- g. Industry representatives and/or product developers
- h. Employers
- i. Media
- j. Consumer advocates
- k. Individuals with disabilities and/or family members

I. Other

Specify (if other):

5. Briefly describe your goal in terms of the problem you are trying to solve, the gap you expect to fill, and how the target population will benefit from accomplishment of this goal.

a. Problem to be solved
(Limit: 1,000 characters)

b. Gap expected to be filled
(Limit: 1,000 characters)
HELP: 'Gap' refers to the difference between what is known now in your priority area and what information will be gained or developed upon completion of grant work.

c. How the target population will benefit from accomplishment of this goal
(Limit: 1,000 characters)

Annual Performance Report

Projects and Activities

Reporting Period: 10/01/2014 to 09/30/2017

Please use the definitions below to select the type of project that best applies to your (Switzer) Research Fellowship. NOTE: Definitions are taken from the "Disability and Rehabilitation Research Projects and Centers Program; Final Rule", Federal Register, Vol. 62, No. 25, February 6, 1997 (<http://www.gpoaccess.gov/fr/index.html>)

- A **research project** is focused on systematic study directed toward advancing knowledge, testing an hypothesis, refining and testing a conceptual or theoretical model, developing or evaluating standards, and evaluating the effectiveness of an intervention protocol, device, product or program.
- A **development project** is focused on using knowledge and understanding gained from research to create or refine instruments, methods, materials, devices, or systems beneficial to the target population, including design and/or the development of new measurement tools, prototypes, processes and information products.

1. Select the type of project that best applies to your (Switzer) Research Fellowship.

(Based on the answer below questions for either the Research Project or Development Project will be shown)

HELP: A research project is an intensive systematic study, based on a clear hypothesis or research question that is directed toward producing new scientific knowledge about the subject or problem being studied. This definition is derived from the regulations governing the DRRP program: CFR 350.13 (research).

(a) Research Project

(b) Development Project

Annual Performance Report

Research Project

Reporting Period: 10/01/2014 to 09/30/2017

1. Provide a short title for this research project.
(Limit: 75 characters)

2. Full title of research project.
(Limit: 500 characters)
HELP: The project title should come from your grant application. NIDILRR performs key word or phrase searches of the title field to determine the total number of projects on specific topics.

3. a. What is the current status of your research project?
(Select only one)

- (1) on time
- (2) delayed
- (3) completed
- (4) dropped

- b. If 'delayed,' by how many months?

- c. If 'delayed,' what was the primary reason for the delay?
(Limit: 4,000 characters)

- d. If 'dropped,' what was the major reason for dropping it?
(Limit: 4,000 characters)

- e. If 'dropped,' was this change discussed with your project officer?

- (1) yes
- (2) no

4. a. What is the Institutional Review Board status for this research project? (Select the best answer.)

- (1) approved
- (2) pending

(3) submitted

(4) not yet submitted

(5) N/A (choose this option if IRB Approval was not required)

b. If 'approved,' enter the IRB annual approval number.

c. If 'approved,' enter the date of approval.
(enter as "mm/dd/yyyy")

d. If 'approved,' is this your most recent IRB approval for this project?
HELP: NIDILRR needs to have the most recent date of IRB approval on file to meet departmental monitoring requirements.

(1) yes

(2) no

e. Are any subcontractors or partner sites working on this project?

(1) yes

(2) no

f. If 'yes,' do the subcontractors or partner sites have IRB approvals?
HELP: IRB subcontractor approval is important for monitoring human subjects issues.

(1) yes

(2) no

(3) N/A

If 'N/A,' why?

g. Please upload a copy of your most recent IRB approval document. Your upload should include all relevant IRB approvals, including those for any subcontractors or partner sites participating in the project. (All relevant approval documents should be combined into a single file for upload.) Do not submit your report until you have uploaded all relevant IRB approvals. Use the 'Browse' button below to select the file you want to upload from your computer. You may upload files of the following types: PDF, DOC (Microsoft Word), GIF, and JPG.
HELP: NIDILRR is required to include official IRB approval documents as part of your official grant file.

no file selected

5. Please select the National Science Foundation (NSF) response category that best applies to this project. For definitions of response categories and more information on the NSF survey, see <http://www.nsf.gov/statistics/show...>
(Select only one)

HELP: For definitions of response categories and more information on the NSF survey, click on the link at left. This link will take you to NSF's 'Survey of Federal Funds for Research and Development' page. From this page click on the 'Questionnaire(s)' link found in the left side bar. This link will take you to a page where you will see a list of questionnaires. Choose the 'Survey of Federal Funds for Research and Development' (non-DOD version) FY 2003 link and go to pages 35-39 (Attachment 1) to view the classification of NSF fields. NIDILRR uses this information to determine how many research projects fall into each NSF category.

a. engineering

b. life sciences

c. psychological sciences

d. social sciences

6. Briefly describe the objective(s) of this project.

(Limit: 1,000 characters)

HELP: This information should come from the objectives description for this project in your original application.

7. a. Have there been substantial changes to the objective(s) for this project during the current reporting period?
HELP: If the original objectives for this project have changed, describe the new objectives.

(1) yes

(2) no

- b. If 'yes,' have these changes been discussed with your project officer?

(1) yes

(2) no

- c. If 'yes,' in one or two sentences, explain the reason for these changes.

(Limit: 1,000 characters)

HELP: NIDILRR is beginning to content analyze the responses to this question in order to determine the most frequently reported reasons why project objectives need to be changed. Understanding these reasons will help improve NIDILRR's monitoring efforts and meet departmental monitoring requirements.

8. a. Based on the objectives listed in Question 6, what **one** NIDILRR Long Range Plan Domain does this project **best** fit in?
(Select only one)

(1) health and function

(2) employment

(3) participation and community living

(4) cross-cutting (specify two or more domains that apply)

- b. If 'cross-cutting,' specify two or more domains that apply.

HELP: The cross-cutting domain shows that a disability research project often spans two or more Long-Range Plan domains because of the multi-disciplinary nature of disability research.

(1) health and function

(2) employment

(3) participation and community living

9. Below are the outcome-oriented goals you specified for your award. Select the **one** goal that this project helps to achieve.

If you have not yet entered outcome-oriented goals, please do so and then return to this question. If you revise your outcome-oriented goals, please return to this question and review your response.

(Select only one)

HELP: The goals you entered in 'Planning for Outcomes and Significant Outputs' section appear below. NIDILRR is interested in how projects map to grantee goals.

[1] test

10. In one or two sentences, briefly describe the study population for this project.

(Limit: 4,000 characters)

HELP: A study population is defined as the collection of elements that a researcher would like to study where an element is the basic unit that makes up the population. Examples of study populations include but are not limited to: all admissions to non-

federal hospitals in the state of New Jersey during the time period August 1 1976, to July 31, 1977; all persons 18 years or older with spinal cord injuries living in federally-subsidized nursing homes in Los Angeles County; all business establishments with public retail outlets, employing more than 100 persons in the city of Los Angeles on June 30, 1978 (adapted from Frankel, M. (1983). Sampling theory. In P. H. Rossi, J. D. Wright, & A. B. Anderson (Eds.), Handbook of survey research (pp. 23-24). San Diego, CA: Academic Press).

11. a. What was the proposed sample size for this project?

HELP: The answer to this question should be numeric if possible.

A research sample is a subset of the study population that is chosen by adhering to a specific set of rules (adapted from Frankel, M. (1983). Sampling theory. In P. H. Rossi, J. D. Wright, & A. B. Anderson (Eds.), Handbook of survey research (pp. 23-24). San Diego, CA: Academic Press).

b. Were there any changes to the proposed sample size?

(1) yes

(2) no

c. If 'yes,' were these changes discussed with your project officer?

(1) yes

(2) no

12. What was your achieved sample size?

HELP: The answer to this question should be numeric if possible.

13. Did the project meet its original sampling goals?

(1) yes

(2) no

(3) N/A-project has yet to start

14. What method(s) or design(s) did the project use to obtain its information?

(Check all that apply. Select 'other' only if no other category applies.)

HELP:

1. **Survey:** In a sample survey, data are collected from a sample of a population to determine the incidence, distribution, and interrelation of naturally occurring events and conditions. The overriding concern in the sample survey strategy is to collect information in such a way that conclusions can be drawn about elements of the population that are not in the sample as well as about elements that are in the sample (source: United States General Accounting Office, Program Evaluation and Methodology Division. (1991). Designing evaluations (Pub. No. GAO/PEMD-10.1.4). Washington, DC: Author, p. 33. Retrieved March 27, 2008 from <http://www.gao.gov/...pdf>)
2. **Observation**, or naturalistic study, is a study where no explicit intervention is given but organizations or groups or individuals are observed naturally carrying out their business or practices and this is documented in a detailed way (source: Penrose-Wall, J., Greene, D., & Merinda, T. (2007). Thinking research: Key concepts: A primer for capacity building in research by non government mental health and drug and alcohol agencies. New South Wales, Australia: Network of Alcohol and Other Drugs Agencies and Mental Health Coordinating Council, p. 11.
3. **Case studies:** a case study is an analytic description of an event, a process, an institution, or a program (Hoaglin et al. (1982), as cited in United States General Accounting Office, Program Evaluation and Methodology Division. (1991). Designing evaluations (Pub. No. GAO/PEMD-10.1.4). Washington, DC: Author, p. 43. Retrieved March 27, 2008 from <http://archive.gao.gov/t2pbat7/144040.pdf>)
4. **Focus groups** combine both interviewing and observation skills and allow the observation of a large amount of interaction on a topic in a short time (source: Penrose-Wall, J., Greene, D., & Merinda, T. (2007). Thinking research:

Key concepts: A primer for capacity building in research by non government mental health and drug and alcohol agencies. New South Wales, Australia: Network of Alcohol and Other Drugs Agencies and Mental Health Coordinating Council, p. 10.

5. **Secondary analysis** is an approach rather than a design because the data that are involved have already been acquired under an original design for data collection, using some technique such as self-administered questionnaires (Source: United States General Accounting Office, Program Evaluation and Methodology Division. (1991). Designing evaluations (Pub. No. GAO/PEMD-10.1.4). Washington, DC: Author, p. 62. Retrieved March 27, 2008 from <http://archive.gao.gov/t2pbat7/144040.pdf>)
6. **Meta-analysis** is a way of averaging 'effect sizes' from several studies. Effect size is proportional to the difference in outcome between a treatment group and a comparison group (Source: United States General Accounting Office, Program Evaluation and Methodology Division. (1991). Designing evaluations (Pub. No. GAO/PEMD-10.1.4). Washington, DC: Author, pp. 64-65. Retrieved March 27, 2008 from <http://archive.gao.gov/t2pbat7/144040.pdf>)
7. **Intervention study--Experimental design or randomized control design:** some units of study are randomly assigned to a treatment group and some are assigned to one or more comparison groups. Random assignment means that every unit available to the experiment has a known probability of being assigned to each group and that the assignment is made by chance, as in the flip of a coin. The program's or intervention's effects are estimated by comparing outcomes for the treatment group with outcomes for each comparison group (source: United States General Accounting Office, Program Evaluation and Methodology Division. (1991). Designing evaluations (Pub. No. GAO/PEMD-10.1.4). Washington, DC: Author, p. 52. Retrieved March 27, 2008 from <http://archive.gao.gov/t2pbat7/144040.pdf>)
8. **Intervention study--Quasi-experimental design:** Similar to a true experimental design /randomized control trial in that both designs consist of a treatment group and one or more comparison groups. However, with a quasi-experimental design, membership in a treatment group or comparison group is not randomly assigned. This difference is important because it implies that, since the groups will not be equivalent, causal statements about treatment effects may be substantially weakened (source: United States General Accounting Office, Program Evaluation and Methodology Division. (1991). Designing evaluations (Pub. No. GAO/PEMD-10.1.4). Washington, DC: Author, pp. 55-56. Retrieved March 27, 2008 from <http://archive.gao.gov/t2pbat7/144040.pdf>)
9. **Intervention study--Single-subject design:** may involve only one participant but typically include multiple participants (e.g., 3 to 8) in a single study. Each participant serves as his or her own control. Performance prior to intervention is compared to performance during and/or after intervention. In most cases, a research participant is an individual, but it is possible for each participant to be a group whose performance generates a single score per measurement period, i.e., the rate of problem behavior performed by all children within a classroom during a 20-minute period (Source: Horner, R., Carr, E. G., Halle, J., McGee, G., Odom, S., & Wolery, M. (2005). The use of single-subject research to identify evidenced-based practice in special education. *Exceptional Children*, 71(2), 165-179.
10. **Qualitative Interview:** Structured or unstructured interviews where the goal is understand something from the respondent's point of view and to understand the meaning of their experiences (Source: Kvale, S. (1996) *InterViews: An Introduction to Qualitative Research Interviewing*, Thousand Oaks, CA: SAGE Publications, Inc.
11. **Other:** Select 'other' only if none of the listed categories apply.

a. survey

b. observation

c. case studies

d. focus groups

e. secondary analysis

f. meta-analysis

g. intervention study—Experimental or randomized control design

h. intervention study—Quasi-experimental design

i. intervention study—Single-subject design

j. qualitative interview

k. other

Specify (if other):

15. What time dimension is associated with this study?
(Select only one. Select 'other' only if no other category applies.)
HELP: **Cross-sectional:** Measurement taken at one point in time

Longitudinal: Repeated measurements taken over many time points

- a. cross-sectional
- b. longitudinal
- c. other

Specify (if other):
(Limit: 1,000 characters)

16. a. Have there been any changes to your proposed plan and methods during the current reporting period?

- (1) yes
- (2) no

b. If 'yes,' were these changes discussed with your project officer?

- (1) yes
- (2) no

c. If 'yes,' in two or three sentences, explain the reason for the changes:
(Limit: 4,000 characters)
HELP: The reason for the changes in proposed plan and methods is very important and helps NIDILRR meet its monitoring reporting requirements.

17. Describe your overall progress in implementing this project during the reporting period. Focus on what activities have been conducted and, if applicable, describe any promising findings or 'lessons learned' in the current reporting period.
(Limit: 5,000 characters)
HELP: Indicate progress toward original goals. Ideally, your description should include an update on ongoing activities, some reference to the original timeline for these activities and milestones, and progress toward these milestones.

18. a. Do you have any significant problems or challenges to report, other than sample size?

- (1) yes
- (2) no

b. Other than sample size, briefly describe any significant problems or challenges you encountered, when they occurred, the actions you took to remedy them, and when these corrective actions were implemented.
(Limit: 1,000 characters)

19. Which main category, or stage of research, does this research project belong in? If this project includes research that can be categorized under more than one of the research stages, or research that progresses from one stage to another, you may specify more than one stage.
(Check all that apply)
HELP:

1. **Exploration and Discovery** means the stage of research that generates hypotheses or theories by conducting new and refined analyses of data, producing observational findings, and creating other sources of research-based information. This research stage may include identifying or describing the barriers to and facilitators of improved outcomes of individuals with disabilities, as well as identifying or describing existing practices, programs, or policies that are associated with important aspects of the lives of individuals with disabilities. Results achieved under this stage of research may inform the development of interventions or lead to evaluations of interventions or policies. The results of the exploration and discovery stage of research may also be used to inform decisions or priorities.
2. **Intervention Development** means the stage of research that focuses on generating and testing interventions that have the potential to improve outcomes for individuals with disabilities. Intervention development involves determining the active components of possible interventions, developing measures that would be required to illustrate outcomes, specifying target populations, conducting field tests, and assessing the feasibility of conducting a well-designed intervention study. Results from this stage of research may be used to inform the design of a study to test the efficacy of an intervention.
3. **Intervention Efficacy** means the stage of research during which a project evaluates and tests whether an intervention is feasible, practical, and has the potential to yield positive outcomes for individuals with disabilities. Efficacy research may assess the strength of the relationships between an intervention and outcomes, and may identify factors or individual characteristics that affect the relationship between the intervention and outcomes. Efficacy research can inform decisions about whether there is sufficient evidence to support "scaling-up" an intervention to other sites and contexts. This stage of research can include assessing the training needed for wide-scale implementation of the intervention, and approaches to evaluation of the intervention in real world applications.
4. **Scale-Up Evaluation** means the stage of research during which a project analyzes whether an intervention is effective in producing improved outcomes for individuals with disabilities when implemented in a real-world setting. During this stage of research, a project tests the outcomes of an evidence-based intervention in different settings. The project examines the challenges to successful replication of the intervention, and the circumstances and activities that contribute to successful adoption of the intervention in real-world settings. This stage of research may also include well-designed studies of an intervention that has been widely adopted in practice, but that lacks a sufficient evidence-base to demonstrate its effectiveness.

- a. Exploration and discovery
- b. Intervention development
- c. Intervention efficacy
- d. Scale-up evaluation

20. Please select the primary impairment group or groups that is/are the focus of this project.
(Check all that apply)

HELP: This question asks about impairment group at the project level. Answers to this question are aggregated and used to present an overall picture of impairment groups that grantees focus on.

- a. Sensory disability
- b. Psychiatric disability
- c. Developmental/intellectual disability
- d. Physical disability

Annual Performance Report

Development Project

Reporting Period: 10/01/2014 to 09/30/2017

1. Provide a short title for this development project.
(Limit: 75 characters)

2. Full title of development project
(Limit: 500 characters)
HELP: The project title should come from your grant application. NIDILRR performs key word or phrase searches of the title field to determine the total number of projects on specific topics.

3. a. What is the current status of your development project?
(Select only one)

- (1) on time
- (2) delayed
- (3) completed
- (4) dropped

- b. If 'delayed,' by how many months?

- c. If 'delayed,' what was the primary reason for the delay?
(Limit: 4,000 characters)

- d. If 'dropped,' what was the major reason for dropping it?
(Limit: 4,000 characters)

- e. If 'dropped,' was this change discussed with your project officer?

- (1) yes
- (2) no

4. a. What is the Institutional Review Board status for this development project? (Select the best answer.)

- (1) approved
- (2) pending

(3) submitted

(4) not yet submitted

(5) N/A (choose this option if IRB Approval was not required)

b. If 'approved,' enter the IRB annual approval number

c. If 'approved,' enter the date of approval
(enter as "mm/dd/yyyy")

d. If 'approved,' is this your most recent IRB approval for this project?
HELP: NIDILRR needs to have the most recent date of IRB approval on file to meet departmental monitoring requirements.

(1) yes

(2) no

e. Are any subcontractors or partner sites working on this project?

(1) yes

(2) no

f. If 'yes,' do the subcontractors or partner sites have IRB approvals?
HELP: IRB subcontractor approval is important for monitoring human subjects issues.

(1) yes

(2) no

(3) N/A

If 'N/A,' why?

g. Please upload a copy of your most recent IRB approval document. Your upload should include all relevant IRB approvals, including those for any subcontractors or partner sites participating in the project. (All relevant approval documents should be combined into a single file for upload.) Do not submit your report until you have uploaded all relevant IRB approvals. Use the 'Browse' button below to select the file you want to upload from your computer. You may upload files of the following types: PDF, DOC (Microsoft Word), GIF, and JPG.
HELP: NIDILRR is required to include official IRB approval documents as part of your official grant file.

no file selected

5. Briefly describe the objective(s) of this project
(Limit: 4,000 characters)
HELP: This information should come from the objectives description for this project in your original application.

6. a. Have there been substantial changes to the objective(s) for this project during the current reporting period?
HELP: If the original objectives for this project have changed, describe the new objectives.

(1) yes

(2) no

b. If 'yes,' have these changes been discussed with your project officer?

(1) yes

(2) no

c. If 'yes,' in one or two sentences, explain the reason for these changes.

(Limit: 1,000 characters)

HELP: NIDILRR is beginning to content analyze the responses to this question in order to determine the most frequently reported reasons why project objectives need to be changed. Understanding these reasons will help improve NIDILRR's monitoring efforts and meet departmental monitoring requirements.

7. a. Based on the objectives listed in Question 5, what **one** NIDILRR Long Range Plan Domain does this project **best** fit in? (Select only one)

(1) health and function

(2) employment

(3) participation and community living

(4) cross-cutting (specify two or more domains that apply)

b. If 'cross-cutting,' specify two or more domains that apply.

HELP: The cross-cutting domain shows that a disability development project often spans two or more Long-Range Plan domains because of the multi-disciplinary nature of disability research.

(1) health and function

(2) employment

(3) participation and community living

8. Below are the outcome-oriented goals you specified for your award. Select the **one** goal that this project helps to achieve.

If you have not yet entered outcome-oriented goals, please do so and then return to this question. If you revise your outcome-oriented goals, please return to this question and review your response.

(Select only one)

HELP: The goals you entered in 'Planning for Outcomes and Significant Outputs' section appear below. NIDILRR is interested in how projects map to grantee goals.

[1] test

9. What stage of the development process have you reached for this project?

(Check all that apply)

HELP:

- **Proof of concept** means the stage of development where key technical challenges are resolved. Stage activities may include recruiting study participants, verifying product requirements; implementing and testing (typically in controlled contexts) key concepts, components, or systems, and resolving technical challenges. A technology transfer plan is typically developed and transfer partner(s) identified; and plan implementation may have started. Stage results establish that a product concept is feasible.
- **Proof of product** means the stage of development where a fully-integrated and working prototype, meeting critical technical requirements is created. Stage activities may include recruiting study participants, implementing and iteratively refining the prototype, testing the prototype in natural or less-controlled contexts, and verifying that all technical requirements are met. A technology transfer plan is typically ongoing in collaboration with the transfer partner(s). Stage results establish that a product embodiment is realizable.
- **Proof of adoption** means the stage of development where a product is substantially adopted by its target population and used for its intended purpose. Stage activities typically include completing product refinements; and continued implementation of the technology transfer plan in collaboration with the transfer partner(s). Other activities include measuring users' awareness of the product, opinion of the product, decisions to adopt, use, and retain products; and identifying barriers and facilitators impacting product adoption. Stage results establish that a product is beneficial.

- a. information gathering on constraints, specifications, materials, etc.
- b. analysis of information to generate solutions
- c. evaluation of solutions and synthesis of best solution
- d. implementation of solution
- e. evaluation of effectiveness and efficiency of solution and redesign as needed
- f. commercialization activities

10. In one or two sentences, briefly describe the potential users of your product or device.
(Limit: 1,000 characters)

11. Overall, how many target users provided feedback on your product or device?

12. a. Did you reach the desired number of users you needed to test your product or device?

- (1) yes
- (2) no

b. If 'no,' indicate how many more users you needed.

13. a. Have there been any changes to your proposed plan and methods during the current reporting period?

- (1) yes
- (2) no

b. If 'yes,' were these changes discussed with your project officer?

- (1) yes
- (2) no

c. If 'yes,' in two or three sentences, explain the reason for the changes.
(Limit: 1,000 characters)

HELP: The reason for the changes in proposed plan and methods is very important and helps NIDILRR meet its monitoring reporting requirements.

14. Describe your overall progress in implementing this project during the reporting period. Focus on what activities have been conducted and, if applicable, describe any promising findings or 'lessons learned' in the current reporting period.
(Limit: 5,000 characters)
HELP: Indicate progress toward original goals. Ideally, your description should include an update on ongoing activities, some reference to the original timeline for these activities and milestones, and progress toward these milestones.

15. a. Do you have any significant problems or challenges to report?

(1) yes

(2) no

b. Briefly describe any significant problems or challenges you encountered, when they occurred, the actions you took to remedy them, and when these corrective actions were implemented.
(Limit: 1,000 characters)

16. Please select the primary impairment group or groups that is/are the focus of this project.

(Check all that apply)

HELP: This question asks about impairment group at the project level. Answers to this question are aggregated and used to present an overall picture of impairment groups that grantees focus on.

a. Sensory disability

b. Psychiatric disability

c. Developmental/intellectual disability

d. Physical disability

Annual Performance Report

Performance: Type 1-4 Outputs Instructions

The questions in these sections, and the "other accomplishments and contributions" section, ask you to report on four different types of outputs and accomplishments directly funded by your (Switzer) Research Fellowship.

- **Type 1 Outputs** asks you to list the peer-reviewed and non-peer-reviewed publications directly funded by this award, and to describe the "most important accomplishments" related to these publications;
- **Type 2 Outputs** asks about any "tools" directly funded by this award;
- **Type 3 Outputs** asks about any "technology products and devices" directly funded by this award;
- **Type 4 Outputs** asks about other "informational products" directly funded by this award; and
- **Other Accomplishments and Contributions** asks you to report on other types of achievements under this award that do not fit into one of the four types of outputs.

NOTE: It is important to stress that outputs and accomplishments reported in this section must be related to the objectives of your (Switzer) Research Fellowship. NIDILRR defines outputs as the direct products of your research and/or development activities that have been delivered and/or disseminated to external audiences outside of the boundaries of project staff and collaborators associated with this award, including outside of the NIDILRR-sponsored (Switzer) Research Fellowship Seminar. Accomplishments refer to the documented "outcomes" of your research, which are defined as changes or improvements in policy, practice, behavior, and/or system capacity.

The Performance: Outcomes section also asks you to report on the external use and adoption of NIDILRR-funded outputs and the overall status of outcome-oriented goals.

Type 5 Outputs Instructions

Grants with start dates of 9/30/2018 or later will also see the "Type 5 outputs - all datasets" section, which they need to complete.

Annual Performance Report

Type 1 Outputs - Publications

Reporting Period: 10/01/2014 to 09/30/2017

For use by grants that started before October 1, 2016.

Enter all peer-reviewed and non-peer-reviewed publications, produced during the current reporting period, that were directly funded by this award. DO NOT include documents that are currently in review, accepted for publication, in press, or self-published. Once you have entered a publication in an annual report you cannot enter the same publication again in a subsequent annual or final report.

Include only publications that were directly funded by the current award.

If you have no publications to report during the current period, check the box below and then click "Save and Continue."

No publications to report during the current period

Otherwise, please complete the balance of this section.


If you use ProCite® software to manage your publication information, our [upload tool](#) is available to transfer publications to the APR system.

The last column indicates whether the journal title that you entered is contained in the ISI® database. NIDILRR uses this database to determine which citations entered by grantees can be included in its performance measures. It is extremely important that journal titles be entered correctly (e.g., with no abbreviations or spelling errors) so that your citations, where appropriate, will match the ISI database and can be counted.

After entering a journal title or proceeding, check the last column of the summary table to see whether the title you entered matches an entry in the ISI database. If it does not, you may choose "look up" to view a list of entries in the database. If you have entered the title incorrectly, select the correct title and click on "OK" to change it.

Only journal articles and proceedings will have matches in the ISI database. If your journal article or proceeding does not have a match in the ISI database, you may still leave it as a publication output.

You have currently entered 0 records.

ID No.	Full Citation	Add/Edit Record	Delete Record	Type of Publication	Submitted to NARIC	ISI
		 Add new				

Annual Performance Report

Type 1 Outputs - Publications

Reporting Period: 10/01/2014 to 09/30/2017

1. Provide a full citation for this publication.
HELP: It is important for the full citation to be accurate and free of spelling or typographical errors. Counts of peer-reviewed journal articles and publications are included in NIDILRR's annual performance measures.

Type of publication	a. journal article or periodical
Author(s) Enter as '[Last name], [First initial].'	
Year published	
Title	
Title of journal	
Volume	
Page numbers	

1. b. Is this a peer-reviewed publication?

NOTE: This question will be displayed only if the publication type in 1a = either "journal article or periodical" or "proceedings."

- a. yes
b. no

2. Indicate the status of this publication.

- a. published
b. in review, accepted for publication, in press, or self-published

3. Indicate whether the publication has been sent to NARIC for inclusion in REHABDATA.
(To check the status of this publication in NARIC, visit <http://www.naric.com/research/rehab/>.)
HELP: The National Rehabilitation Information Center (NARIC) is NIDILRR's output clearinghouse. One of NARIC's functions is to collect and store all of the outputs produced by grantees. NIDILRR uses the answer to this question as part of a report for NARIC that lists outputs for all grantees.

- a. yes
b. no

4. Was this publication produced as a direct result of receiving funding for this grant; i.e., grant number SampleRFP?
HELP: This helps NIDILRR determine how many publications were produced as a direct result of NIDILRR funding.

- a. yes
b. no

Annual Performance Report

RFP APR < [Main Menu](#)

Logged in as: **SampleRFP** | [Logout](#)

Type 1 Outputs - Publications

Reporting Period: 06/01/2016 to 05/31/2017

For use by grants that started on or after October 1, 2016.

Enter all peer-reviewed and non-peer-reviewed publications that were produced during the current reporting period, and **that were directly funded by this award**. Once you have entered a publication in an annual report you cannot enter the same publication again in a subsequent annual or final report.

For PEER-REVIEWED PUBLICATIONS, where the NIDILRR-funded research and related activities described in the publication **were conducted in the current funding cycle** (subjected to the public access requirements), enter documents that are:

1. Accepted for publication in a peer-reviewed journal;
2. In Press for publication in a peer-reviewed journal; or
3. Already published in a peer-reviewed journal.

For NON-PEER-REVIEWED PUBLICATIONS, only enter the documents that are already published.

DO NOT include documents that are currently in review or self-published.

If you use ProCite® software to manage your publication information, our upload tool is available to transfer publications to the APR system.

The last column indicates whether the journal title that you entered is contained in the ISI® database. NIDILRR uses this database to determine which citations entered by grantees can be included in its performance measures. It is extremely important that journal titles be entered correctly (e.g., with no abbreviations or spelling errors) so that your citations, where appropriate, will match the ISI database and can be counted.

After entering a journal title or proceeding, check the last column of the summary table to see whether the title you entered matches an entry in the ISI database. If it does not, you may choose "look up" to view a list of entries in the database. If you have entered the title incorrectly, select the correct title and click "OK" to change it.

If your journal article or proceeding does not have a match in the ISI database, you may still leave it as a publication output.

The table below is a summary of all records you have previously entered in this section.

You have currently entered 0 records.

ID No.	Full Citation	Add/Edit Record	Delete Record	Type of Publication	Submitted to NARIC	PMC Journal with Full Participation and Embargo <= 12 Months	ISI
		+ Add new					

Type 1 Outputs - Publications

Reporting Period: 06/01/2016 to 05/31/2017

1. a. Provide a full citation for this publication.

For publications in accepted or in press status, enter all information that is available at this time. Leave any fields for which information is not yet available blank (e.g., volume, issue, page number).

HELP: It is important for the full citation to be accurate and free of spelling or typographical errors. Counts of peer-reviewed journal articles and publications are included in NIDILRR's annual performance measures.

Type of publication	a. journal article or periodical
Author(s) <i>Enter as '[Last name], [First initial].'</i>	
Year published	
Title	
Title of journal	
Volume	
Page numbers	

b. Is this a peer-reviewed publication?

NOTE: This question will be displayed only if the publication type in 1a = either "journal article or periodical" or "proceedings."

- 1. yes
- 2. no

2. a. If this publication is not peer-reviewed, indicate whether it has been sent to NARIC for inclusion in REHABDATA. Then skip the rest of this section. (To check the status of this publication in NARIC, visit <http://www.naric.com/research/rehab/>.)

HELP: The National Rehabilitation Information Center (NARIC) is NIDILRR's output clearinghouse. One of NARIC's functions is to collect and store outputs produced by grantees. NIDILRR uses the answer to this question as part of a report for NARIC that lists outputs for all grantees.

- 1. yes
- 2. no

b. If this publication is peer-reviewed, what is its status?

- 1. accepted for publication
- 2. in press
- 3. already published

3. Is this publication accepted, in press, or published in a peer-reviewed journal that is currently listed in the PubMed Central (PMC) Journal List (<http://www.ncbi.nlm.nih.gov/pmc/journals/>) with both a full participation level and an embargo period of 12 months or less?

If "yes," skip the rest of this section.

a. yes

b. no

4. Is the final manuscript of the article submitted to PMC via the manuscript submission system?

a. yes

b. no

5. If "yes," indicate the PubMed Central Identification (PMCID) number assigned to the final manuscript.

6. If "no," provide a justification why it has not been submitted.

7. If "no," indicate when it will be submitted.

8. Is the journal where this final manuscript will be published indexed in PubMed?
(http://www.ncbi.nlm.nih.gov/books/NBK3828/#publisherhelp.How_do_I_know_if_my_journal)

HELP: PubMed Central is NIDILRR's repository for peer-reviewed publications that are subjected to the public access requirements. PubMed Central will enter a complete citation associated with the submitted final manuscript automatically (as it becomes available) if the journal is indexed in PubMed. However, if the journal is not indexed in PubMed, the main author must provide the complete citation at a later date when the manuscript is published.

NIDILRR uses the answers to this question to collect information on publication outputs produced by grantees as well as to monitor compliance with the ACL Public Access Plan.

a. yes

b. no

Annual Performance Report

Type 1 Outputs - Most Important Publications

Reporting Period: 10/01/2014 to 09/30/2017


After entering all of your citations, select 1-3 publications that represent your "most important" publications during this reporting period.

To identify a publication as "most important," click on the "Add new" link in the table below. You will then select the "most important publication" from your list of entered publications, and then be asked several follow-up questions about that publication. After you complete those questions for the first publication, you will be given an opportunity to identify additional publications as "most important."

"Most important" publications refers to those that contribute the most to achieving the outcome-oriented goals for the award by advancing knowledge; increasing capacity for research, training or knowledge translation; or facilitating changes in policy, practice, or system capacity.

If none of your publications meet the "most important" standard, please check the box below.

No publication meets "most important" standard

Sequential ID No.	Full Citation	Add/Edit "Most Important" List	Delete from "Most Important" List
		 Add new	

National Institute on Disability, Independent Living,
and Rehabilitation Research

Annual Performance Report

RFP APR < [Main Menu](#)

Logged in as: **SampleRFP** | [Logout](#)

Type 1 Outputs - Most Important Publications

Reporting Period: 10/01/2014 to 09/30/2017

1. Select the publication/manuscript that meets the 'most important' standard.
HELP: NIDILRR collects information on publications (Type 1 outputs) for two of its performance measures and for possible inclusion in the Annual Report to Congress. Questions in this section only apply to publications the grantee deems 'most important' to achieving the goals for the award. This reduces the number of questions a grantee has to answer.

[1.1] B, S (2016). Test. Test, 12, 100.

2. For this 'most important' publication/manuscript, select the outcome-oriented goal that corresponds most closely to this accomplishment.

If you have not yet entered outcome-oriented goals, please do so and then return to this question. If you revise your outcome-oriented goals, please return to this question and review your response.

(Select only one)

HELP: The goals you entered in the 'Planning for Outcomes and Significant Outputs' section appear below. NIDILRR is interested in how publications map to grantee goals.

[1] test

3. Briefly describe how this publication/manuscript is contributing to the outcome-oriented goal by solving a problem, closing an identified gap, or benefiting the target population.
(Limit: 1,000 characters)

4. a. Select the one NIDILRR domain that corresponds most closely to the setting or topical area where this accomplishment is occurring. If the accomplishment is occurring in more than one domain, grantees may check 'cross-cutting' and specify the multiple domains that apply. NOTE: Accomplishments that result from Technology, Demographics, and/or Knowledge Translation activities and projects are also expected to fit into the following domains.
(Select only one)

HELP: NIDILRR is often asked to generate lists of publications by domains in our Long-Range Plan. Responses are used to categorize the number of publications produced by domain of the Long-Range Plan.

(1) health and function

(2) employment

(3) participation and community living

(4) cross-cutting (specify two or more domains that apply)

b. If 'cross-cutting,' specify two or more domains that apply.

HELP: The cross-cutting domain shows that a disability research project often spans two or more Long-Range Plan domains because of the multi-disciplinary nature of disability research.

(1) health and function

(2) employment

(3) participation and community living

5. Provide a bulleted list of the 'key findings' or 'lessons learned' contained in this publication/manuscript.

(Limit: 5,000 characters)

Annual Performance Report

Type 2 Outputs - Most Important Tools

Reporting Period: 10/01/2014 to 09/30/2017

Type 2 outputs focus on the most important tools, measures, or intervention protocols directly funded by this award during the current reporting period. Include only tools, measures, and intervention protocols that were directly funded by the current award. NIDILRR defines "tool" (which includes measures and intervention protocols) to include instruments or processes created to acquire quantitative or qualitative information, knowledge, or data on a specific disability or rehabilitation issue.

"Most important" tools refers to those that contribute the most to achieving the outcome-oriented goals for the award by advancing knowledge; increasing capacity for research, training or knowledge translation; or facilitating changes in policy, practice, or system capacity.

NOTE: It is important to stress that tools, measures, and intervention protocols reported in this section must: (1) be directly funded by the current award, (2) be delivered or disseminated to external audiences during the current reporting period. NIDILRR defines "external audiences" as audiences that exist outside of the boundaries of project staff and collaborators associated with an award, including outside of NIDILRR-sponsored project directors' meetings.

1. Did you develop, modify, test or evaluate any tools, measures or intervention protocols under this award that were disseminated or delivered to external audiences during the current reporting period?

(If "yes," system will present balance of this section. If "no," system will take grantee back to table of contents.)

a. yes

b. no

Annual Performance Report

Type 2 Outputs - Most Important Tools (b)

Reporting Period: 10/01/2014 to 09/30/2017


Briefly describe 1-2 Type 2 outputs that represent the most important accomplishments in this category for the current reporting period. Your description should include an explanation of how the tool was validated or tested.

For each output that you enter, you will be asked several follow-up questions. After you complete those questions, you will be given an opportunity to enter additional most important tools. (NOTE: NIDILRR defines a **validated** tool, measure, or intervention protocol as an instrument or process created, in whole or in part using NIDILRR funding, to acquire quantitative or qualitative information, knowledge, or data on a specific disability or rehabilitation issue which provides a high degree of assurance that the specific instrument or process will consistently produce a product meeting its pre-determined specifications and quality attributes.)

If none of your tools meet the "most important" standard, please check the box below.

No tool meets "most important" standard

You have currently entered 0 records.

Sequential ID No.	Name of tool	Add/Edit Record	Delete Record	Date Completed
		 Add new		

National Institute on Disability, Independent Living,
and Rehabilitation Research
Annual Performance Report

RFP APR < [Main Menu](#)

Logged in as: **SampleRFP** | [Logout](#)

Type 2 Outputs - Most Important Tools (b)

Reporting Period: 10/01/2014 to 09/30/2017

1. Name of 'most important' tool
(Limit: 500 characters)

2. Brief description of the purpose of this tool
(Limit: 1,000 characters)

3. Brief explanation of how the tool was validated or tested
(Limit: 1,000 characters)

HELP: Outline the steps the investigators went through to validate or test the tool (i.e., to ensure that the technology product/device does what it is supposed to do). If the steps are clearly outlined, they should be easily replicated. Inaccurate and invalid scientific information that is translated and disseminated to target audiences is of little use to its intended beneficiaries. Information, and claims based on that information, can be validated by making a conscious effort to obtain feedback from qualified experts, which can be achieved in a number of ways.

4. Select the category that best describes the type of tool
(Select only one. Select 'other' only if no other category applies.)

HELP: NIDILRR generates counts of the types of tools being produced. NARIC receives this information in order to better track the types of tools being produced by NIDILRR grantees.

- a. checklist
- b. survey questionnaire or interview schedule
- c. diagnosis or assessment instrument, including physiologic measure
- d. outcome measures
- e. intervention protocol or program
- f. statistical technique
- g. database
- h. other

Specify (if other):

5. Does this tool acknowledge NIDILRR funding?

HELP: The answer to this question helps NIDILRR and its grantees receive credit for developing the tool.

- a. yes

b. no

6. For this 'most important' tool, select the outcome-oriented goal that corresponds most closely to this accomplishment.

If you have not yet entered outcome-oriented goals, please do so and then return to this question. If you revise your outcome-oriented goals, please return to this question and review your response.

(Select only one)

HELP: The goals you entered in the 'Planning for Outcomes and Significant Outputs' section appear below. NIDILRR is interested in how tools map to grantee goals.

[1] test

7. Briefly describe how this tool is contributing to the above outcome-oriented goal by solving a problem, closing an identified gap, or benefiting the target population
(Limit: 1,000 characters)

8. a. Select the one NIDILRR domain that corresponds most closely to the setting or topical area where this accomplishment is occurring. If the accomplishment is occurring in more than one domain, grantees may check 'cross-cutting' and specify the multiple domains that apply. NOTE: Accomplishments that result from Technology, Demographics, and/or Knowledge Translation activities and projects are also expected to fit into the following domains.
(Select only one)

HELP: NIDILRR is often asked to generate lists of tools by domains in our Long-Range Plan. Responses are used to categorize the number of tools produced by domain of the Long-Range Plan.

(1) health and function

(2) employment

(3) participation and community living

(4) cross-cutting (specify two or more domains that apply)

b. If 'cross-cutting,' specify two or more domains that apply.

HELP: The cross-cutting domain shows that a disability research project often spans two or more Long-Range Plan domains because of the multi-disciplinary nature of disability research.

(1) health and function

(2) employment

(3) participation and community living

9. Is this tool described in a publication listed under Type 1 outputs?

a. yes

b. no

10. If 'yes,' click on the radio button beside the publication that contains the best description of this tool

[1.1] B, S (2016). Test. Test, 12, 100.

11. If this tool is not described in a publication, provide the citation or source (e.g., web site) where a description of the tool can be found
(Limit: 1,000 characters)

Annual Performance Report

Type 3 Outputs - Most Important Technology Products and Devices Reporting Period: 10/01/2014 to 09/30/2017

Type 3 outputs focus on the "most important" technology products and devices directly funded by this award during the current reporting period. Include only technology products and devices that were directly funded by the current award. Technology products and devices include: industry standards and guidelines; software or netware; inventions; patents, licenses, and patent disclosures; working prototypes; products/concepts evaluated; products transferred to industry for potential commercialization; and products in the marketplace.

"Most important" technology products and devices refer to those that contribute the most to achieving the outcome-oriented goals for the award by advancing knowledge; increasing capacity for research, training or knowledge translation; or facilitating changes in policy, practice, or system capacity.

NOTE: It is important to stress that technology products and devices reported in this section must: (1) be directly funded by the current award, (2) be delivered or disseminated to external audiences during the current reporting period. NIDILRR defines "external audiences" as audiences that exist outside of the boundaries of project staff and collaborators associated with an award, including outside of NIDILRR-sponsored project directors' meetings.

1. Did you develop, modify, test or evaluate any technology products or devices under this award that were disseminated or delivered to external audiences during the current reporting period?

(If "yes," system will present balance of this section. If "no," system will take grantee back to table of contents.)

a. yes

b. no

Annual Performance Report

Type 3 Outputs - Most Important Technology Products and Devices (b)

Reporting Period: 10/01/2014 to
09/30/2017

Briefly describe 1-2 Type 3 Outputs that represent the "most important" accomplishments in this category. Your description should include an explanation of how the technology product/device was tested or evaluated.

For each technology product/device you enter, you will be asked several follow-up questions. After you complete those questions, you will be given an opportunity to enter additional "most important" technology products/devices.

If none of your technology products/devices meet the "most important" standard, please check the box below.

No technology product/device meets "most important" standard

You have currently entered 0 records.

Sequential ID No.	Name of technology product/device	Add/Edit Record	Delete Record	Date Completed
		+ Add new		

Annual Performance Report

Type 3 Outputs - Most Important Technology Products and Devices (b)

Reporting Period: 10/01/2014 to
09/30/2017

1. Name of 'most important' technology product/device
(Limit: 500 characters)

2. Brief description of the purpose of the technology product/device
(Limit: 1,000 characters)

3. Brief explanation of how technology product/device was validated or tested
(Limit: 1,000 characters)
HELP: Outline the steps the investigators went through to validate or test the tool (i.e., to ensure that the technology product/device does what it is supposed to do). If the steps are clearly outlined, they should be easily replicated. Inaccurate and invalid scientific information that is translated and disseminated to target audiences is of little use to its intended beneficiaries. Information, and claims based on that information, can be validated by making a conscious effort to obtain feedback from qualified experts, which can be achieved in a number of ways.

4. Select the category that best describes the type of technology product/device
(Select only one. Select 'other' only if no other category applies.)
HELP: NIDILRR generates counts of the types of technology products/devices being produced. NARIC receives this information in order to better track the types of technology products/devices being produced by NIDILRR grantees.

Technology products and devices include:

1. **Industry standards/guidelines:** Creating a standard or protocol that is adopted by research, clinical, or industry associations for use by their constituents (source: adapted from an email message from NIDILRR's RERC on Technology Transfer, received Oct. 6, 2006.)
2. **Software or netware:** Software is the entire set of programs, procedures, and related documentation associated with a system, especially a computer system (source: Merriam-Webster's Online Dictionary, <http://www.merriam-webster.com/dictionary>). Netware is an [operating system](#) used on file servers, and designed to offer a very fast and efficient [Network File System](#) to PCs and Macintosh computers.
3. **Invention:** A device, contrivance, or process originated after study and experiment (source: Merriam-Webster's Online Dictionary, <http://www.merriam-webster.com/dictionary>).
4. **Patents, licenses, patent disclosures:** A **patent** secures for a term of years the exclusive right to make, use, or sell an invention. A **license** is a grant by the holder of a copyright or patent to another of any of the rights embodied in the copyright or patent short of an assignment of all rights (source: Merriam-Webster's Online Dictionary, <http://www.merriam-webster.com/dictionary>). A **patent disclosure**, given in return for a **patent**, is a complete description or disclosure of the [invention](#) for which protection is sought (source: United States Patent and Trademark Office, <http://www.uspto.gov/...html#d>).
5. **Working prototype:** A first full-scale and usually functional form of a new type of design of a construction (source:

Merriam-Webster's Online Dictionary, <http://www.merriam-webster.com/dictionary>).

6. **Product(s) evaluated or field tested:** A product or procedure that has been tested in actual situations reflecting intended use (source: Merriam-Webster's Online Dictionary, <http://www.merriam-webster.com/dictionary>).
7. **Product(s) transferred to industry for potential commercialization:** The product has been built, evaluated, and field-tested. An industry partner (e.g., company or organization) is now interested in mass-producing and marketing the product for distribution to customers (source: adapted from an email message from NIDILRR's RERC on Technology Transfer, received Oct. 6, 2006.)
8. **Product(s) in the marketplace:** Products that have been commercialized and are available for purchase by customers (source: adapted from an email message from NIDILRR's RERC on Technology Transfer, received Oct. 6, 2006.)

- a. industry standards/guidelines
- b. software or netware
- c. invention
- d. patent(s), licenses, patent disclosures
- e. working prototype
- f. product(s) evaluated or field tested
- g. product(s) transferred to industry for potential commercialization
- h. product(s) in the marketplace
- i. other

Specify (if other):

5. Does this technology product/device acknowledge NIDILRR funding?
HELP: The answer to this question helps NIDILRR and its grantees receive credit for developing the technology product/device.

- a. yes
- b. no

6. For this 'most important' technology product/device, select the outcome-oriented goal that corresponds most closely to this accomplishment.

If you have not yet entered outcome-oriented goals, please do so and then return to this question. If you revise your outcome-oriented goals, please return to this question and review your response.

(Select only one)

HELP: The goals you entered in the 'Planning for Outcomes and Significant Outputs' section appear below. NIDILRR is interested in how technology products/devices map to grantee goals.

[1] test

7. Briefly describe how this technology product/device is contributing to the outcome-oriented goal by solving a problem, closing an identified gap, or benefiting the target population.
(Limit: 1,000 characters)

8. a. Select the one NIDILRR domain that corresponds most closely to the setting or topical area where this accomplishment is occurring. If the accomplishment is occurring in more than one domain, grantees may check 'cross-cutting' and specify the multiple domains that apply. NOTE: Accomplishments that result from Technology, Demographics, and/or Knowledge Translation activities and projects are also expected to fit into the following domains.
(Select only one)
HELP: NIDILRR is often asked to generate lists of technology products by domains in our Long-Range Plan. Responses are used to categorize the number of technology products produced by domain of the Long-Range Plan.

- (1) health and function
- (2) employment
- (3) participation and community living
- (4) cross-cutting (specify two or more domains that apply)

b. If 'cross-cutting,' specify two or more domains that apply.
HELP: The cross-cutting domain shows that a disability research project often spans two or more Long-Range Plan domains because of the multi-disciplinary nature of disability research.

(1) health and function

(2) employment

(3) participation and community living

9. Is this technology product described in a publication listed under Type 1 outputs?

- a. yes
- b. no

10. If 'yes,' click on the radio button beside the publication that contains the best description of this technology product.

[1.1] B, S (2016). Test. Test, 12, 100.

11. If this technology product is not described in a publication, provide the citation or source (e.g., web site) where a description of the product can be found.
(Limit: 1,000 characters)

Annual Performance Report

Type 4 Outputs - Most Important Informational Products

Reporting Period: 10/01/2014 to 09/30/2017

Type 4 outputs focus on the "most important" informational products directly funded by this award during the current reporting period. Include only informational products that were directly funded by the current award. Information products can include training manuals or curricula; fact sheets; newsletters; audiovisual materials; marketing tools; educational aids; web sites or other Internet sites that were produced in conjunction with your research and development, training, dissemination, knowledge translation, and/or consumer involvement activities. Switzer Fellows may also report on presentations in this section.

"Most important" informational products refer to those that contribute the most to achieving the outcome-oriented goals for the award by advancing knowledge; increasing capacity for research, training or knowledge translation; or facilitating changes in policy, practice, or system capacity.

NOTE: It is important to stress that informational products reported in this section must: (1) be directly funded by the current award, (2) be delivered or disseminated to external audiences during the current reporting period. NIDILRR defines "external audiences" as audiences that exist outside of the boundaries of project staff and collaborators associated with an award, including outside of NIDILRR-sponsored project directors' meetings.

1. Did you develop, create, test or evaluate any informational products under this award that were disseminated or delivered to external audiences during the current reporting period?

(If "yes," system will present balance of this section. If "no," system take grantee back to the table of contents.)

a. yes

b. no

National Institute on Disability, Independent Living,
and Rehabilitation Research

Annual Performance Report

Type 4 Outputs - Most Important Informational Products (b)

Reporting Period: 10/01/2014 to 09/30/2017

Briefly describe 1-2 Type 4 Outputs that represent the "most important" accomplishments in this category. Your description should include an explanation of how the informational product was tested or evaluated, if applicable.

For each output that you enter, you will be asked several follow-up questions. After you complete those questions, you will be given an opportunity to enter additional "most important" informational products.

If none of your informational products meet the "most important" standard, please check the box below.

No informational product meets "most important" standard.

You have currently entered 0 records.

Sequential ID No.	Name of informational product	Add/Edit Record	Delete Record	Date Completed
		+ Add new		

Annual Performance Report

Type 4 Outputs - Most Important Informational Products (b)

Reporting Period: 10/01/2014 to 09/30/2017

1. Name of 'most important' informational product
(Limit: 500 characters)

2. Brief description of the purpose of the informational product
(Limit: 1,000 characters)

3. Brief explanation of how the informational product was validated or tested
(Limit: 1,000 characters)

HELP: Outline the steps the investigators went through to validate or test the tool (i.e., to ensure that the technology product/device does what it is supposed to do). If the steps are clearly outlined, they should be easily replicated. Inaccurate and invalid scientific information that is translated and disseminated to target audiences is of little use to its intended beneficiaries. Information, and claims based on that information, can be validated by making a conscious effort to obtain feedback from qualified experts, which can be achieved in a number of ways.

4. Select the category that best describes the type of informational product (Select only one. Select 'other' only if no other category applies.)

HELP: NIDILRR generates counts of the types of informational products being produced. NARIC receives this information in order to better track the types of informational products being produced by NIDILRR grantees.

- a. training manuals/curricula
- b. fact sheets
- c. newsletters
- d. audiovisual materials
- e. marketing tools
- f. educational aids
- g. Web sites or other Internet sites
- h. presentations
- i. other

Specify (if other):

5. Does this informational product acknowledge NIDILRR funding (if applicable)?

HELP: The answer to this question helps NIDILRR and its grantees receive credit for developing the informational product.

a. yes

b. no

6. For this 'most important' informational product, select the outcome-oriented goal that corresponds most closely to this accomplishment.

If you have not yet entered outcome-oriented goals, please do so and then return to this question. If you revise your outcome-oriented goals, please return to this question and review your response.

(Select only one)

HELP: The goals you entered in the 'Planning for Outcomes and Significant Outputs' section appear below. NIDILRR is interested in how informational products map to grantee goals.

[1] test

7. Briefly describe how this informational product is contributing to the outcome-oriented goal by solving a problem, closing an identified gap, or benefiting the target population.

(Limit: 1,000 characters)

8. a. Select the one NIDILRR domain that corresponds most closely to the setting or topical area where this accomplishment is occurring. If the accomplishment is occurring in more than one domain, grantees may check 'cross-cutting' and specify the multiple domains that apply. NOTE: Accomplishments that result from Technology, Demographics, and/or Knowledge Translation activities and projects are also expected to fit into the following domains.

(Select only one)

HELP: NIDILRR is often asked to generate lists of informational products by domains in our Long-Range Plan. Responses are used to categorize the number of informational products produced by domain of the Long-Range Plan.

(1) health and function

(2) employment

(3) participation and community living

(4) cross-cutting (specify two or more domains that apply)

b. If 'cross-cutting,' specify two or more domains that apply.

HELP: The cross-cutting domain shows that a disability research project often spans two or more Long-Range Plan domains because of the multi-disciplinary nature of disability research.

(1) health and function

(2) employment

(3) participation and community living

9. Is this informational product described in a publication listed under Type 1 outputs?

a. yes


b. no

10. If 'yes,' click on the radio button beside the publication that contains the best description of this informational product

[1.1] B, S (2016). Test. Test, 12, 100.

11. If this informational product is not described in a publication, provide the citation or source (e.g., web site) where a description of the product can be found.

(Limit: 1,000 characters)



[Contact Technical Support](#) | [Viewers & Plugins](#) | [Logout](#)

Annual Performance Report

Reporting Period: 10/01/2016 to 09/30/2019

Type 5 Outputs - All Datasets (Final Report Only)

For use by grants that started on or after September 30, 2018.

Grantees are required to report specific information about the submission of scientific data collected under this grant. Datasets must be submitted to either the Interuniversity Consortium for Political and Social Research (ICPSR) or an equivalent repository, as indicated in the grantee's approved Data Management Plan (DMP). The information you provide in this section demonstrates your compliance with the requirements for public access to scientific data, per the terms and conditions of this grant.

Enter all datasets produced **during the entire performance period** of this grant **that were directly funded by this award**. Include only datasets that were directly funded by the current award.

Report all datasets, not just the "most important" ones.

NIDILRR defines "dataset" to refer to an electronic data file that consists of numeric and/or text data from a research or development project. A research/development project may produce more than one dataset if it is appropriate to store different types of data in separate files. There may be multiple research/development projects in one grant award.

Note: It is important to stress that datasets reported in this section must be directly funded by the current award.

1. Did you produce any datasets under this award (i.e., during the entire performance period of this grant)?

- a. yes
- b. no



Reporting Period: 10/01/2016 to 09/30/2019

Type 5 Outputs - All Datasets (b)

Enter one record for each dataset.

For each record that you enter, you will be asked to report: (1) the Digital Object Identifier (DOI) for the dataset; (2) the research or development project that played the biggest role in development of the dataset; (3) the date on which the data will become publicly available (within 24 months after the award's end date); and (4) the repository into which you have deposited this dataset.

After you provide that information, you will be given an opportunity to enter additional records. For each additional record you enter, the date and repository information will be preloaded from your initial dataset. Please make any necessary changes to the preloaded information.

You have currently entered 0 records.

Sequential ID No.	DOI number	Add/Edit Record	Delete Record	Date Completed
		Add new		

Annual Performance Report

Reporting Period: 10/01/2018 to 09/30/2021

Type 5 Outputs - All Datasets (b)

1. Enter the DOI number assigned to the dataset.

2. Select the one research or development project that played the biggest role in development of the dataset.

[D1] Full title of research project

3. Enter the date on which the data will become publicly available.
(enter as "mm/dd/yyyy")

4. Indicate the repository into which you have deposited this dataset.

- Interuniversity Consortium for Political and Social
Research
- Other repository

5. If other repository, enter the name of the repository.

6. If other repository, enter the Web address (URL) of the repository.

7. If other repository, was this the approved repository described in this grant's Data Management Plan?

- a. yes
- b. no

Annual Performance Report

External Use and Adoption of NIDILRR-Funded Outputs

Reporting Period: 10/01/2014 to 09/30/2017

Complete the "Performance: Outputs" section of your APR before entering information in this section. All Type 1 outputs (publications) for the current reporting period and all "most important" Type 2-4 outputs (tools, measures, and intervention protocols; technology products and devices; and informational products) for the current reporting period must be reported in the "Performance: Outputs" section.

This section requests information about the external use or adoption during the current reporting period of up to five outputs that are related to the objectives of the current award and that were produced by you with NIDILRR funding either under the current award or in a previous NIDILRR funding cycle. "External use or adoption" refers to use or adoption by persons or groups external to the grant (i.e., not project staff or collaborators). Click here for examples of external use and adoption.

HELP: Examples of external use or adoption include, but are not limited to:

- A research finding, a new prototype, tool, engineering standard, or information product of this grant is discussed in a publication, a syndicated story with regional or national circulation, a consumer newsletter, etc., by someone who is not project staff, a collaborator, or a person otherwise associated with your project or its members.
- Your program—possibly in a previous NIDILRR funding cycle--created an instrument that is related to the objectives of the current award. This instrument is now being used in someone else's research.
- Your program—possibly in a previous NIDILRR funding cycle--developed an assistive device that is related to the objectives of the current award. This device is now being manufactured for, and used by, individuals with disabilities.

NOTE: It is important to stress that **outputs reported in this section can be based on NIDILRR research, development, and related activities that you conducted in a previous reporting period or NIDILRR funding cycle as long as the outputs are related to the objectives of the current award** and were used or adopted during the current reporting period by persons or groups external to the grant.

To complete this sub-section, you will either select from a [list of previously reported outputs](#) (beginning with the 2007 reporting period, and including outputs entered in earlier sections of the current APR) or enter new outputs not previously reported. You must complete the Performance: Outputs section before the External Use section so that all of this year's outputs will be included in the list. Examples of outputs not previously reported are outputs produced prior to the 2007 reporting period, produced in a previous funding cycle (under a different grant number), Type 2-4 outputs not previously reported because they were not considered "most important," or outputs you did not report at the appropriate time.

If you answer "yes" to both Question 1 and Question 2 below, you must report at least one output on the following page. If you answer "no" to either of these questions, this section is complete.

You may upload up to 5 files to provide evidence of use/adoption in question 6 and up to 5 files to provide evidence of the output's role in bringing about changes in question 13. In questions 5-6 and 12-13, you may also both upload evidence and describe where NIDILRR can find documentation.

You may use the list of previously reported outputs for this award (beginning with the 2007 reporting period, and including outputs entered in earlier sections of your current APR) for reference in answering the following questions. For additional details concerning any of the outputs listed, please access the relevant APR.

1. Were any outputs produced under this award, or produced in a previous NIDILRR funding cycle and related to the objectives of the current award, used or adopted by persons or groups external to the grant during the current reporting period?

For your reference in answering this question, a list of all outputs reported for this award (beginning with the 2007 reporting period, and including outputs entered in earlier sections of your current APR) appears at the bottom of this screen.

(If "no," system will take grantee back to the Table of Contents)

HELP: This section of the APR is very important to NIDILRR because part of NIDILRR's mission is to promote the use of new

knowledge that our grantees create.

a. yes

b. no

2. If "yes," can you provide evidence of the use or adoption of any of these outputs (e.g., an electronic copy of descriptions of the use or adoption, such as in professional journals or books, websites, newspapers, newsletters, or testimonial letters)?

(If "no," system will take grantee back to the Table of Contents)

a. yes

b. no

Annual Performance Report

External Use and Adoption of NIDILRR-Funded Outputs (b)

Reporting Period: 10/01/2014 to 09/30/2017

As you report outputs that have been used or adopted by persons or groups external to the grant during the current reporting period, they will appear in [Table 1](#) below. This table will be empty until you select or enter the outputs you want to report for the current reporting period.

To report the use or adoption of a previously reported output, go to [Table 2](#), find the output you want to report, and click on the "Select Output" link. The selected output will then appear in Table 1 and will be grayed out in Table 2.

For each output that you select, you will be asked a series of questions about the output and its external use or adoption. The information provided at the top of the page in the shaded area cannot be edited or deleted as it is information you have previously reported for this output. Once you have completed the questions about the first output and clicked "save," you will be taken back to the previous page where you can choose to report another output. You may report up to five outputs.

To report the use or adoption of an output not previously reported, use the ["Add Type..." links](#) at the bottom of the page. **Use these links only if you do not find the output listed in Table 2.** There is a link for each type of output. Choose the appropriate one and enter details about the output you want to report. Once you answer all the questions and click "save" you will be taken to another page where you will report on the external use and adoption of the output. Outputs not previously reported will be identified in Table 1 by an asterisk and a footnote that reads, "Output not reported in previous APRs." You will be asked to answer a series of questions about each output you report. Once you have completed the questions about the first output and clicked "save," you will be taken back to the previous page where you can choose to report another output. You may report up to **five** outputs.

You have currently entered 0 records.

Table 1. Outputs Used or Adopted By Persons or Groups External to the Grant During the Current Reporting Period

Reporting Period	Type	Title or Name	Edit Record	Delete Record	Date Completed
No records selected					

Table 2. All Outputs Reported For This Award (For additional details concerning any of the outputs listed, please access the relevant APR.)

Reporting Period	Type	Title or Name	Action
1	1 (publication)	[journal article or periodical] B, S (2016). Test. Test, 12, 100.	Select Output
1	2 (tool)	Test	Select Output
1	3 (technology product)	test	Select Output
1	4 (informational product)	test	Select Output

The links below may be used to report on the use or adoption of outputs not previously reported under this award. You will first be asked a series of questions relating to the output itself, then additional questions about its use or adoption by persons or groups external to the grant during the current reporting period.

[Return to Top](#)

[Add Type 1 Output \(Publication\)](#)

[Add Type 2 Output \(Tool\)](#)

[Add Type 3 Output \(Technology Product\)](#)

[Add Type 4 Output \(Informational Product\)](#)

[Contact Technical Support](#) | [Viewers & Plugins](#) | [Logout](#) |

Annual Performance Report

Type 1 Outputs (Not Previously Reported)

Reporting Period: 10/01/2014 to 09/30/2017

Please complete the following information related to this output.

1. Provide a full citation for this publication.	
Type of publication	a. journal article or periodical
Author(s) Enter as '[Last name], [First initial].'	
Year published	
Title	
Title of journal	
Volume	
Page numbers	
2. What is the number of the NIDILRR grant that funded this output (e.g., H133Xyynnnn)? (If you do not have the grant number, leave this question blank and enter the grant title and the name of the principal investigator.) HELP: If you do not have the grant number, you may be able to obtain it from previously submitted APRs. You can access these APRs from the 'Welcome' page. If the information is not contained in previously submitted APRs, you may contact NARIC at www.NARIC.com or 1-800-346-2742 for assistance.	
3. Enter the grant title. HELP: If you do not have the grant title, you may be able to obtain it from previously submitted APRs. You can access these APRs from the 'Welcome' page. If the information is not contained in previously submitted APRs, you may contact NARIC at www.NARIC.com or 1-800-346-2742 for assistance.	
4. Enter the name of the principal investigator. HELP: If you do not have the name of the Principal Investigator, you may be able to obtain it from previously submitted APRs. You can access these APRs from the 'Welcome' page. If the information is not contained in previously submitted APRs, you may contact NARIC at www.NARIC.com or 1-800-346-2742 for assistance.	
5. In what reporting period was this output produced? (Select one) HELP: NIDILRR is especially interested in the time it takes for the uptake of knowledge to occur.	
Prior to June 1, 2006 If prior to June 1, 2006, in what calendar year?	
2007 reporting period (June 1, 2006 to May 31, 2007)	
2008 reporting period (June 1, 2007 to May 31, 2008)	

2009 reporting period (June 1, 2008 to May 31, 2009)

2010 reporting period (June 1, 2009 to May 31, 2010)

2011 reporting period (June 1, 2010 to May 31, 2011)

2012 reporting period (June 1, 2011 to May 31, 2012)

2013 reporting period (June 1, 2012 to May 31, 2013)

2014 reporting period (June 1, 2013 to May 31, 2014)

2015 reporting period (June 1, 2014 to May 31, 2015)

2016 reporting period (June 1, 2015 to May 31, 2016)

2017 reporting period (June 1, 2016 to May 31, 2017)

Annual Performance Report

Type 2 Outputs (Not Previously Reported)

Reporting Period: 10/01/2014 to 09/30/2017

Please complete the following information related to this output.

1. Name of tool
(Limit: 500 characters)

2. Brief description of the purpose of this tool
(Limit: 1,000 characters)

3. Select the category that best describes the type of tool
(Select only one. Select 'other' only if no other category applies.)
HELP: NIDILRR generates counts of the types of tools being produced. NARIC receives this information in order to better track the types of tools being produced by NIDILRR grantees.

- a. checklist
- b. survey questionnaire or interview schedule
- c. diagnosis or assessment instrument, including physiologic measure
- d. outcome measures
- e. intervention protocol or program
- f. statistical technique
- g. database
- h. other

Specify (if other):

4. What is the number of the NIDILRR grant that funded this output (e.g., H133Xyynnnn)? (If you do not have the grant number, leave this question blank and enter the grant title and the name of the principal investigator.)
HELP: If you do not have the grant number, you may be able to obtain it from previously submitted APRs. You can access these APRs from the 'Welcome' page. If the information is not contained in previously submitted APRs, you may contact NARIC at www.NARIC.com or 1-800-346-2742 for assistance.

5. Enter the grant title.
HELP: If you do not have the grant title, you may be able to obtain it from previously submitted APRs. You can access these APRs from the 'Welcome' page. If the information is not contained in previously submitted APRs, you may contact NARIC at www.NARIC.com or 1-800-346-2742 for assistance.

6. Enter the name of the principal investigator.
HELP: If you do not have the name of the Principal Investigator, you may be able to obtain it from previously submitted APRs.

You can access these APRs from the 'Welcome' page. If the information is not contained in previously submitted APRs, you may contact NARIC at www.NARIC.com or 1-800-346-2742 for assistance.

7. In what reporting period was this output produced?
(Select only one)

HELP: NIDILRR is especially interested in the time it takes for the uptake of knowledge to occur.

Prior to June 1, 2006

If prior to June 1, 2006, in what calendar year?

2007 reporting period (June 1, 2006 to May 31, 2007)

2008 reporting period (June 1, 2007 to May 31, 2008)

2009 reporting period (June 1, 2008 to May 31, 2009)

2010 reporting period (June 1, 2009 to May 31, 2010)

2011 reporting period (June 1, 2010 to May 31, 2011)

2012 reporting period (June 1, 2011 to May 31, 2012)

2013 reporting period (June 1, 2012 to May 31, 2013)

2014 reporting period (June 1, 2013 to May 31, 2014)

2015 reporting period (June 1, 2014 to May 31, 2015)

2016 reporting period (June 1, 2015 to May 31, 2016)

2017 reporting period (June 1, 2016 to May 31, 2017)

8. a. Select the one NIDILRR domain that corresponds most closely to the setting or topical area where this accomplishment is occurring. If the accomplishment is occurring in more than one domain, grantees may check 'cross-cutting' and specify the multiple domains that apply. NOTE: Accomplishments that result from Technology, Demographics, and/or Knowledge Translation activities and projects are also expected to fit into the following domains.
(Select only one)

HELP: NIDILRR is often asked to generate lists of tools by domains in our Long-Range Plan. Responses are used to categorize the number of tools produced by domain of the Long-Range Plan.

(1) health and function

(2) employment

(3) participation and community living

(4) cross-cutting (specify two or more domains that apply)

b. If 'cross-cutting,' specify two or more domains that apply.

HELP: The cross-cutting domain shows that a disability research project often spans two or more Long-Range Plan domains because of the multi-disciplinary nature of disability research.

(1) health and function

(2) employment

(3) participation and community living

Annual Performance Report

Type 3 Outputs (Not Previously Reported)

Reporting Period: 10/01/2014 to 09/30/2017

Please complete the following information related to this output.

1. Name of technology product/device
(Limit: 500 characters)

2. Brief description of the purpose of the technology product/device
(Limit: 1,000 characters)

3. Select the category that best describes the type of technology product/device
(Select only one. Select 'other' only if no other category applies.)
HELP: NIDILRR generates counts of the types of technology products/devices being produced. NARIC receives this information in order to better track the types of technology products/devices being produced by NIDILRR grantees.

Technology products and devices include:

1. **Industry standards/guidelines:** Creating a standard or protocol that is adopted by research, clinical, or industry associations for use by their constituents (source: adapted from an email message from NIDILRR's RERC on Technology Transfer, received Oct. 6, 2006.)
2. **Software or netware:** Software is the entire set of programs, procedures, and related documentation associated with a system, especially a computer system (source: Merriam-Webster's Online Dictionary, <http://www.merriam-webster.com/dictionary>). Netware is an [operating system](#) used on file servers, and designed to offer a very fast and efficient [Network File System](#) to PCs and Macintosh computers.
3. **Invention:** A device, contrivance, or process originated after study and experiment (source: Merriam-Webster's Online Dictionary, <http://www.merriam-webster.com/dictionary>).
4. **Patents, licenses, patent disclosures:** A **patent** secures for a term of years the exclusive right to make, use, or sell an invention. A **license** is a grant by the holder of a copyright or patent to another of any of the rights embodied in the copyright or patent short of an assignment of all rights (source: Merriam-Webster's Online Dictionary, <http://www.merriam-webster.com/dictionary>). A **patent disclosure**, given in return for a **patent**, is a complete description or disclosure of the [invention](#) for which protection is sought (source: United States Patent and Trademark Office, <http://www.uspto.gov/...html#d>).
5. **Working prototype:** A first full-scale and usually functional form of a new type of design of a construction (source: Merriam-Webster's Online Dictionary, <http://www.merriam-webster.com/dictionary>).
6. **Product(s) evaluated or field tested:** A product or procedure that has been tested in actual situations reflecting intended use (source: Merriam-Webster's Online Dictionary, <http://www.merriam-webster.com/dictionary>).
7. **Product(s) transferred to industry for potential commercialization:** The product has been built, evaluated, and field-tested. An industry partner (e.g., company or organization) is now interested in mass-producing and marketing the product for distribution to customers (source: adapted from an email message from NIDILRR's RERC on Technology Transfer, received Oct. 6, 2006.)
8. **Product(s) in the marketplace:** Products that have been commercialized and are available for purchase by customers (source: adapted from an email message from NIDILRR's RERC on Technology Transfer, received Oct. 6, 2006.)

- a. industry standards/guidelines
- b. software or netware
- c. invention
- d. patent(s), licenses, patent disclosures
- e. working prototype
- f. product(s) evaluated or field tested
- g. product(s) transferred to industry for potential commercialization
- h. product(s) in the marketplace
- i. other

Specify (if other):

4. What is the number of the NIDILRR grant that funded this output (e.g., H133Xyynnnn)? (If you do not have the grant number, leave this question blank and enter the grant title and the name of the principal investigator.)
HELP: If you do not have the grant number, you may be able to obtain it from previously submitted APRs. You can access these APRs from the 'Welcome' page. If the information is not contained in previously submitted APRs, you may contact NARIC at www.NARIC.com or 1-800-346-2742 for assistance.

5. Enter the grant title.
HELP: If you do not have the grant title, you may be able to obtain it from previously submitted APRs. You can access these APRs from the 'Welcome' page. If the information is not contained in previously submitted APRs, you may contact NARIC at www.NARIC.com or 1-800-346-2742 for assistance.

6. Enter the name of the principal investigator.
HELP: If you do not have the name of the Principal Investigator, you may be able to obtain it from previously submitted APRs. You can access these APRs from the 'Welcome' page. If the information is not contained in previously submitted APRs, you may contact NARIC at www.NARIC.com or 1-800-346-2742 for assistance.

7. In what reporting period was this output produced?
(Select one)
HELP: NIDILRR is especially interested in the time it takes for the uptake of knowledge to occur.

Prior to June 1, 2006

If prior to June 1, 2006, in what calendar year?

2007 reporting period (June 1, 2006 to May 31, 2007)

2008 reporting period (June 1, 2007 to May 31, 2008)

2009 reporting period (June 1, 2008 to May 31, 2009)

2010 reporting period (June 1, 2009 to May 31, 2010)

2011 reporting period (June 1, 2010 to May 31, 2011)

2012 reporting period (June 1, 2011 to May 31, 2012)

2013 reporting period (June 1, 2012 to May 31, 2013)

2014 reporting period (June 1, 2013 to May 31, 2014)

2015 reporting period (June 1, 2014 to May 31, 2015)

2016 reporting period (June 1, 2015 to May 31, 2016)

2017 reporting period (June 1, 2016 to May 31, 2017)

8. a. Select the one NIDILRR domain that corresponds most closely to the setting or topical area where this accomplishment is occurring. If the accomplishment is occurring in more than one domain, grantees may check 'cross-cutting' and specify the multiple domains that apply. NOTE: Accomplishments that result from Technology, Demographics, and/or Knowledge Translation activities and projects are also expected to fit into the following domains. (Select only one)
HELP: NIDILRR is often asked to generate lists of technology products by domains in our Long-Range Plan. Responses are used to categorize the number of technology products produced by domain of the Long-Range Plan.

(1) health and function

(2) employment

(3) participation and community living

(4) cross-cutting (specify two or more domains that apply)

b. If 'cross-cutting,' specify two or more domains that apply.
HELP: The cross-cutting domain shows that a disability research project often spans two or more Long-Range Plan domains because of the multi-disciplinary nature of disability research.

(1) health and function

(2) employment

(3) participation and community living

Annual Performance Report

Type 4 Outputs (Not Previously Reported)

Reporting Period: 10/01/2014 to 09/30/2017

Please complete the following information related to this output.

1. Name of informational product
(Limit: 500 characters)

2. Brief description of the purpose of the informational product
(Limit: 1,000 characters)

3. Select the category that best describes the type of informational product
(Select only one. Select 'other' only if no other category applies.)

HELP: NIDILRR generates counts of the types of informational products being produced. NARIC receives this information in order to better track the types of informational products being produced by NIDILRR grantees.

- a. training manuals/curricula
- b. fact sheets
- c. newsletters
- d. audiovisual materials
- e. marketing tools
- f. educational aids
- g. Web sites or other Internet sites
- h. presentations
- i. other

Specify (if other):

4. What is the number of the NIDILRR grant that funded this output (e.g., H133Xyynnnn)? (If you do not have the grant number, leave this question blank and enter the grant title and the name of the principal investigator.)
HELP: If you do not have the grant number, you may be able to obtain it from previously submitted APRs. You can access these APRs from the 'Welcome' page. If the information is not contained in previously submitted APRs, you may contact NARIC at www.NARIC.com or 1-800-346-2742 for assistance.

5. Enter the grant title.
HELP: If you do not have the grant title, you may be able to obtain it from previously submitted APRs. You can access these APRs from the 'Welcome' page. If the information is not contained in previously submitted APRs, you may contact NARIC at www.NARIC.com or 1-800-346-2742 for assistance.

6. Enter the name of the principal investigator.
HELP: If you do not have the name of the Principal Investigator, you may be able to obtain it from previously submitted APRs. You can access these APRs from the 'Welcome' page. If the information is not contained in previously submitted APRs, you may contact NARIC at www.NARIC.com or 1-800-346-2742 for assistance.

7. In what reporting period was this output produced?
(Select one)
HELP: NIDILRR is especially interested in the time it takes for the uptake of knowledge to occur.

Prior to June 1, 2006

If prior to June 1, 2006, in what calendar year?

2007 reporting period (June 1, 2006 to May 31, 2007)

2008 reporting period (June 1, 2007 to May 31, 2008)

2009 reporting period (June 1, 2008 to May 31, 2009)

2010 reporting period (June 1, 2009 to May 31, 2010)

2011 reporting period (June 1, 2010 to May 31, 2011)

2012 reporting period (June 1, 2011 to May 31, 2012)

2013 reporting period (June 1, 2012 to May 31, 2013)

2014 reporting period (June 1, 2013 to May 31, 2014)

2015 reporting period (June 1, 2014 to May 31, 2015)

2016 reporting period (June 1, 2015 to May 31, 2016)

2017 reporting period (June 1, 2016 to May 31, 2017)

8. a. Select the one NIDILRR domain that corresponds most closely to the setting or topical area where this accomplishment is occurring. If the accomplishment is occurring in more than one domain, grantees may check 'cross-cutting' and specify the multiple domains that apply. NOTE: Accomplishments that result from Technology, Demographics, and/or Knowledge Translation activities and projects are also expected to fit into the following domains.
(Select only one)

HELP: NIDILRR is often asked to generate lists of informational products by domains in our Long-Range Plan. Responses are used to categorize the number of informational products produced by domain of the Long-Range Plan.

(1) health and function

(2) employment

(3) participation and community living

(4) cross-cutting (specify two or more domains that apply)

b. If 'cross-cutting,' specify two or more domains that apply.

HELP: The cross-cutting domain shows that a disability research project often spans two or more Long-Range Plan domains because of the multi-disciplinary nature of disability research.

(1) health and function

(2) employment

(3) participation and community living

National Institute on Disability, Independent Living,
and Rehabilitation Research
Annual Performance Report

External Use and Adoption of NIDILRR-Funded Outputs (b)

Reporting Period: 10/01/2014 to 09/30/2017

The table below provides reference information for the selected output.

Type of output:	publication
Type of publication:	journal article or periodical
Full citation:	B, S (2016). Test01. Test, 12, 100.
Number of NIDILRR grant that funded this output:	90234560
Grant Title:	Test
Name of Principal Investigator:	Test
Reporting period in which output was produced:	2010

Questions 1-6 below ask about how your output has been used or adopted by individuals or groups external to your grant. These questions also ask for **evidence** that your output has been used or adopted.

Questions 7-13 ask about how this use or adoption of your output has led to change in policy, practice, or system capacity. These items also ask for **evidence** that the use of your output has led to this change.

1. Who used or adopted this output?
(Select up to two. Select 'other' only if no other category applies.)

- a. Researchers
- b. Practitioners/clinicians
- c. Service providers
- d. Educators
- e. Policy experts
- f. Federal and non-federal partners
- g. Industry representatives and/or product developers
- h. Employers
- i. Media
- j. Consumer advocates
- k. Individuals with disabilities and/or family members
- l. Business groups
- m. State/local government agencies
- n. Code officials responsible for physical accessibility requirements
- o. Architects and design professionals
- p. Attorneys or other legal professionals

q. Other

Specify (if other):

2. Briefly describe the user(s).
(Limit: 1,000 characters)

3. How, specifically, is this output being used or adopted?
(Limit: 3,000 characters)

HELP: Examples of external use or adoption include, but are not limited to:

- A research finding, a new prototype, tool, engineering standard, or information product of this grant is discussed in a publication, a syndicated story with regional or national circulation, a consumer newsletter, etc., by someone who is not project staff, a collaborator, or a person otherwise associated with your project or its members.
- Your program—possibly in a previous NIDILRR funding cycle--created an instrument that is related to the objectives of the current award. This instrument is now being used in someone else's research.
- Your program—possibly in a previous NIDILRR funding cycle--developed an assistive device that is related to the objectives of the current award. This device is now being manufactured for, and used by, individuals with disabilities.

4. Please identify the source(s) of your evidence concerning the external use or adoption of this output.
(Check all that apply. Select 'other' only if no other category applies.)

a. Publication(s)

b. Web site(s)

c. Other

Specify (if other):

5. Describe where NIDILRR can find all evidence. (For publications, enter the full citation; for Web pages, enter the URL; for users themselves, provide contact information.)
(Limit: 1,000 characters)

6. If you are unable to describe where NIDILRR can find all evidence, you may upload electronic copies. Use this option only if you cannot describe where NIDILRR can find all evidence.

To upload electronic copies, use the "browse" button below to select the file you want to upload from your computer. Click on the file name and then click "Open." The file name will then appear in the text box in front of the "Browse" button. To upload the file, click on the "Upload File" button. You may upload up to five files of the following types: JPE, JPEG, JPG, GIF, PDF, DOC, DOT, POT, PPS, PPT, MP2, MPA, MPE, MPEG, MPG, MPV2, MOV, QT, LSF, LSX, ASF, ASR, ASX, AVI, MOVIE, or WMV. Each file can be up to 100 MB in size. If you need assistance, contact Technical Support at nidilrrapr@rti.org.

no file selected

7. Is the use or adoption of this output contributing to change in policy, practice, or system capacity, or another type of change?

a. no

b. yes

8. What kind of change?
(Select one. Select 'other' only if no other category applies.)

- a. Policy—governmental or non-governmental
- b. Practice—rehabilitation and related fields, research in these fields
- c. System capacity, including access to services and supports
- d. Other

Specify (if other)

9. Describe this change and the contribution of this output to this change.
(Limit: 1,000 characters)

10. Can you provide evidence regarding the role of your output in bringing about these changes?

- a. no
- b. yes

11. Please identify the source(s) of your evidence regarding the role of your output in bringing about these changes.
(Check all that apply. Select 'other' only if no other category applies.)

- a. Publication(s)
- b. Web site(s)
- c. Other

Specify (if other)

12. Describe where NIDILRR can find all evidence. (For publications, enter the full citation; for Web pages, enter the URL; for users themselves, provide contact information.)
(Limit: 1,000 characters)

13. If you are unable to describe where NIDILRR can find all evidence, you may upload electronic copies. Use this option only if you cannot describe where NIDILRR can find all evidence.

To upload electronic copies, use the "browse" button below to select the file you want to upload from your computer. Click on the file name and then click "Open." The file name will then appear in the text box in front of the "Browse" button. To upload the file, click on the "Upload File" button. You may upload up to five files of the following types: JPE, JPEG, JPG, GIF, PDF, DOC, DOT, POT, PPS, PPT, MP2, MPA, MPE, MPEG, MPG, MPV2, MOV, QT, LSF, LSX, ASF, ASR, ASX, AVI, MOVIE, or WMV. Each file can be up to 100 MB in size. If you need assistance, contact Technical Support at nidilrrapr@rti.org.

no file selected

Annual Performance Report

Other Accomplishments and Contributions

Reporting Period: 10/01/2014 to 09/30/2017

1. In addition to the outputs previously described, please describe any other accomplishments that occurred during the current reporting period and contributed to the achievement of your outcome goals for this award; that is, any additional accomplishments or contributions that did not fall under Type 1, Type 2, Type 3, or Type 4 outputs. This can include (1) awards and other forms of recognition key personnel have received for activities and accomplishments associated with this award: (2) organizational accomplishments that strengthen the infrastructure for conducting high-quality disability and rehabilitation research and related activities: and (3) more consumer-oriented accomplishments that affect the lives of individuals with disabilities and their family members more directly. You may also report on conferences you sponsored in this section. For all accomplishments that fall into this 'other' category, be sure to provide enough detail to describe the nature of this (or these) accomplishments and how they are related to your outcome goals.
(Limit: 10,000 characters)

Annual Performance Report

Overall Status of Outcome-Oriented Goals

Reporting Period: 10/01/2014 to 09/30/2017

1. Finally, taking into account all the outputs and accomplishments reported in previous sections, which of the following best describes your overall progress to date toward achieving the outcome-oriented goals of your (Switzer) Research Fellowship? (Select only one. Select 'other' only if no other category applies.)

- a. no progress to report yet
- b. behind schedule/delayed
- c. making limited progress
- d. making reasonable/moderate progress
- e. making substantial progress
- f. completed
- g. other

Specify (if other):

National Institute on Disability, Independent Living,
and Rehabilitation Research

Annual Performance Report

RFP APR < [Main Menu](#)

Logged in as: **SampleRFP** | [Logout](#)

Award Summary (Final Report Only)

Reporting Period: 10/01/2014 to 09/30/2017

The information you provide in the Award Summary and Future Implications sections should be considered an "Executive Summary" of your award overall.

For reference, your project abstract is provided below.

Testing

1. What are the key findings or discoveries that resulted from your Switzer fellowship, over the entire course of this award? Please respond using a bulleted format.
(Limit: 20,000 characters)

Annual Performance Report

Future Implications (Final Report Only)

Reporting Period: 10/01/2014 to 09/30/2017

1. Please describe any anticipated outputs (e.g., publications, tools, technology products/devices, or informational products) or other accomplishments, such as advances in knowledge, increased capacity to conduct or use high-quality research, and changes in policy, practice, behavior or system capacity associated with the activities of your (Switzer) Research Fellowship that are in the pipe-line, but have yet to be published or submitted for publication, and yet to be disseminated or delivered to outside audiences.
(Limit: 10,000 characters)

2. What implications for future research and related activities, if any, do you think have emerged from the work conducted under this award and the findings, discoveries and accomplishments produced to date?
(Limit: 10,000 characters)